Totale emissie

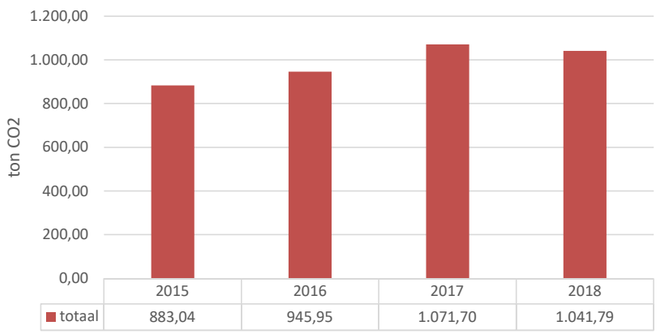

	2015	2016	2017	2018
totaal	883,04	945,95	1.071,70	1.041,79

Emissie-verhouding per hoofdgroep

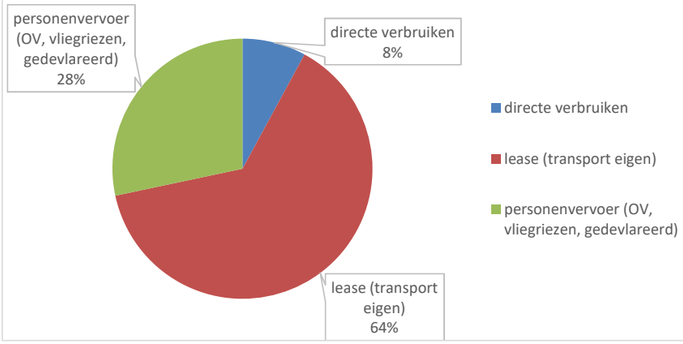

Emissie-verhoudingen directe verbruiken

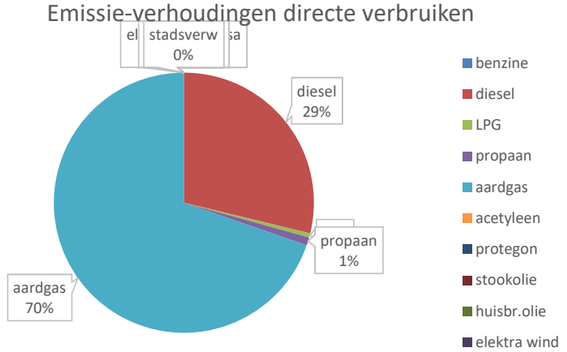

Emissie per mln € omzet

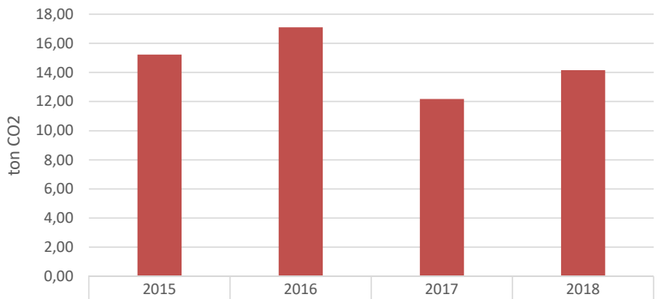

	2015	2016	2017	2018
ton CO2	15,22	17,10	12,19	14,16

Emissie-verhoudingen transport, leasewagens

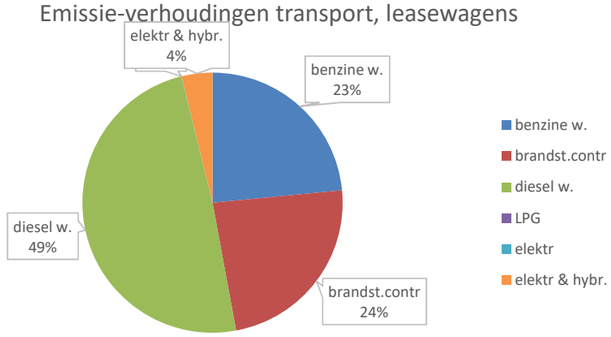

Emissie per hoofdgroep

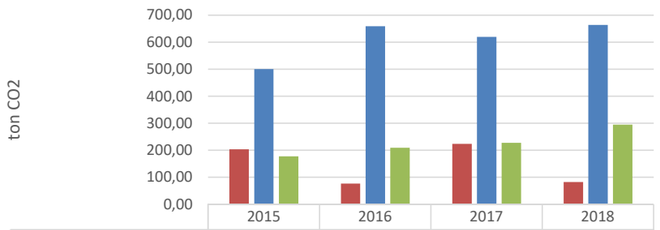

	2015	2016	2017	2018
directe verbruiken	203,73	77,52	223,84	82,59
lease (transport eigen)	500,88	659,10	619,58	663,98
personenvervoer (OV, vliegriezen, gedevlareerd)	178,43	209,33	228,28	295,22
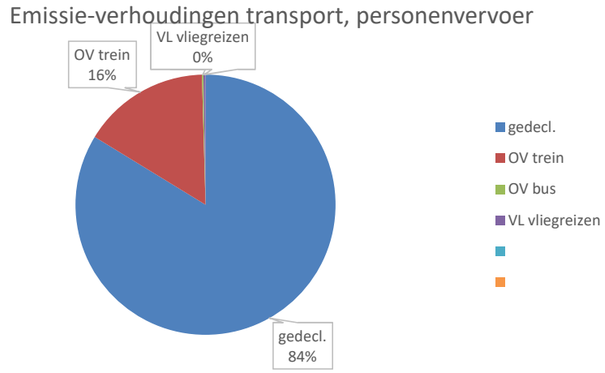
Emissie-verhoudingen transport, personenvervoer